



Digital Communications I: Modulation and Coding Course



Term 3 - 2008
Catharina Logothetis
Lecture 13

Last time, we talked about:

- The properties of Convolutional codes.
- We introduced interleaving as a means to combat bursty errors by making the channel seem uncorrelated.
- We also studied “Concatenated codes” that simply consist of inner and outer codes. They can provide the required performance at a lower complexity.

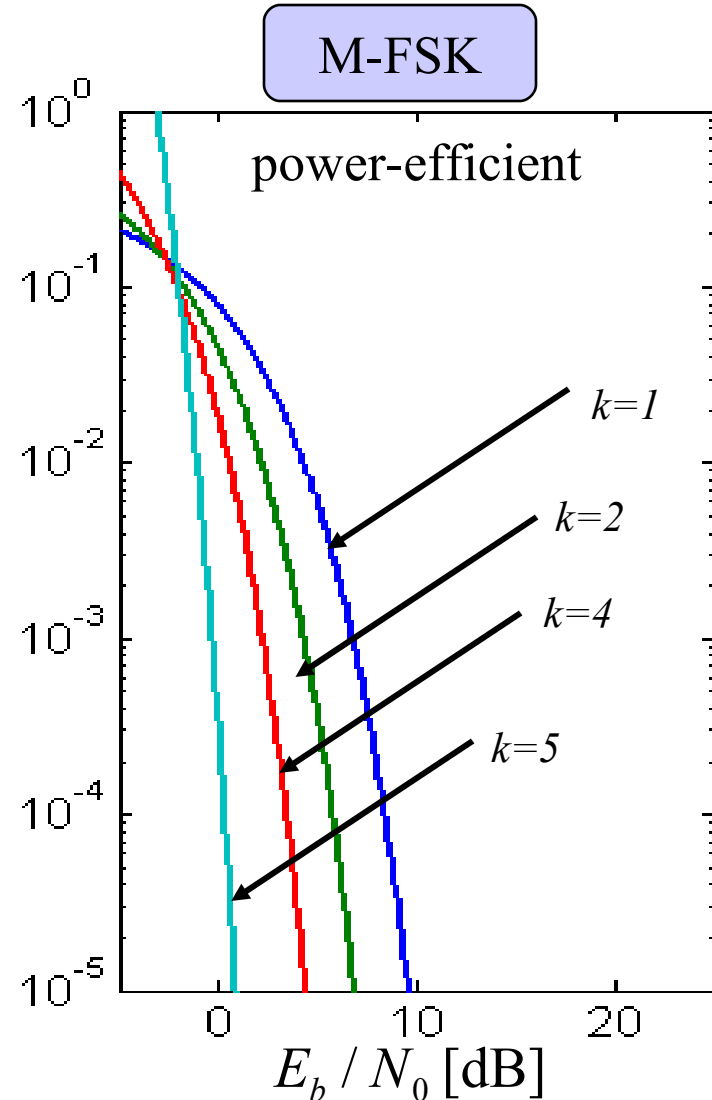
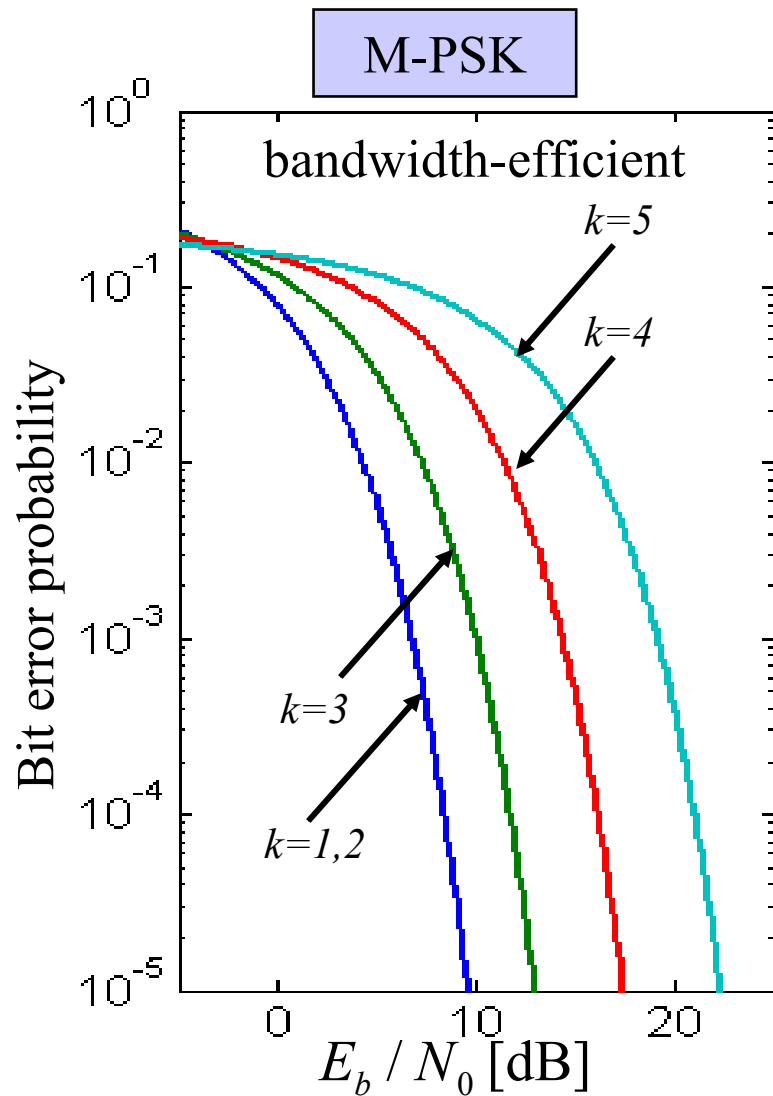
Today, we are going to talk about:

- Shannon limit
- Comparison of different modulation schemes
- Trade-off between modulation and coding

Goals in designing a DCS

- Goals:
 - Maximizing the transmission bit rate
 - Minimizing probability of bit error
 - Minimizing the required power
 - Minimizing required system bandwidth
 - Maximizing system utilization
 - Minimize system complexity

Error probability plane (example for coherent MPSK and MFSK)

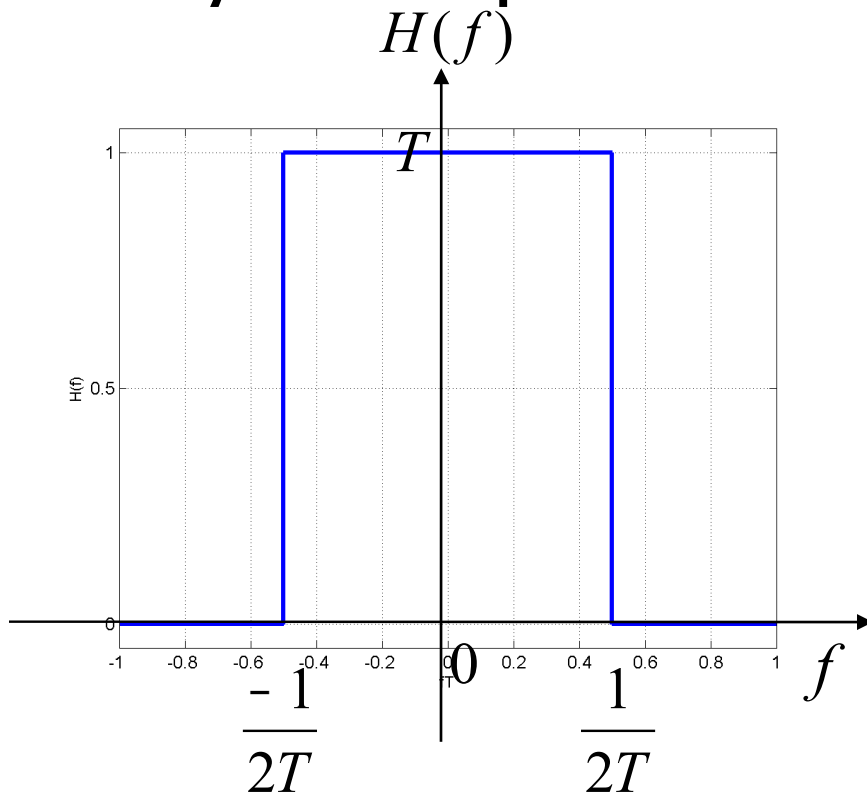


Limitations in designing a DCS

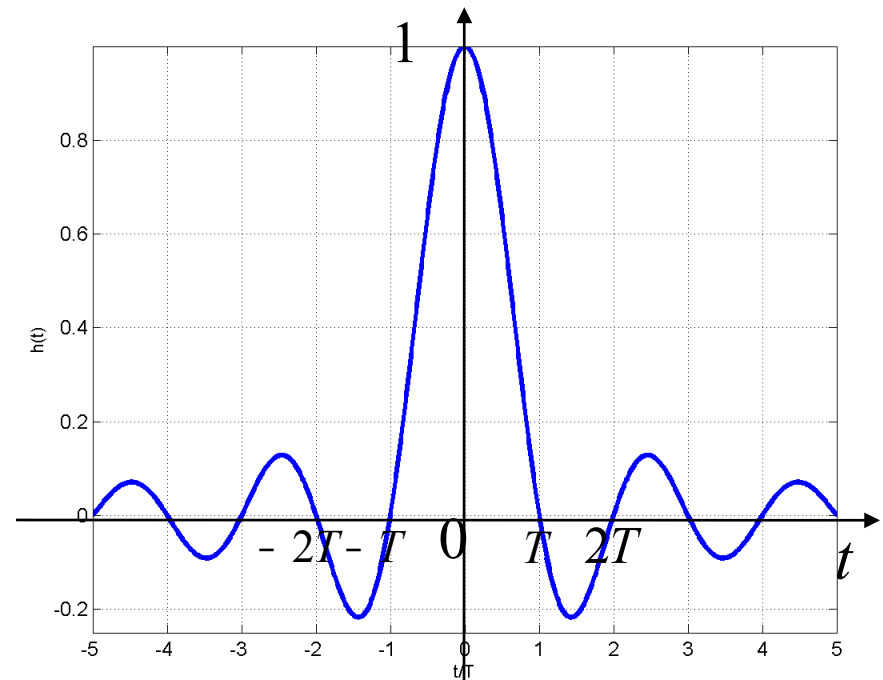
- Limitations:
 - The Nyquist theoretical minimum bandwidth requirement
 - The Shannon-Hartley capacity theorem (and the Shannon limit)
 - Government regulations
 - Technological limitations
 - Other system requirements (e.g satellite orbits)

Nyquist minimum bandwidth requirement

- The theoretical minimum bandwidth needed for baseband transmission of R_s symbols per second is $R_s/2$ hertz.



$$h(t) = \text{sinc}(t/T)$$



Shannon limit

- Channel capacity: The maximum data rate at which error-free communication over the channel is performed.
- Channel capacity of AWGV channel (Shannon-Hartley capacity theorem):

$$C = W \log_2 \left(1 + \frac{S}{N} \right) \quad [\text{bits/s}]$$

W [Hz]: Bandwidth

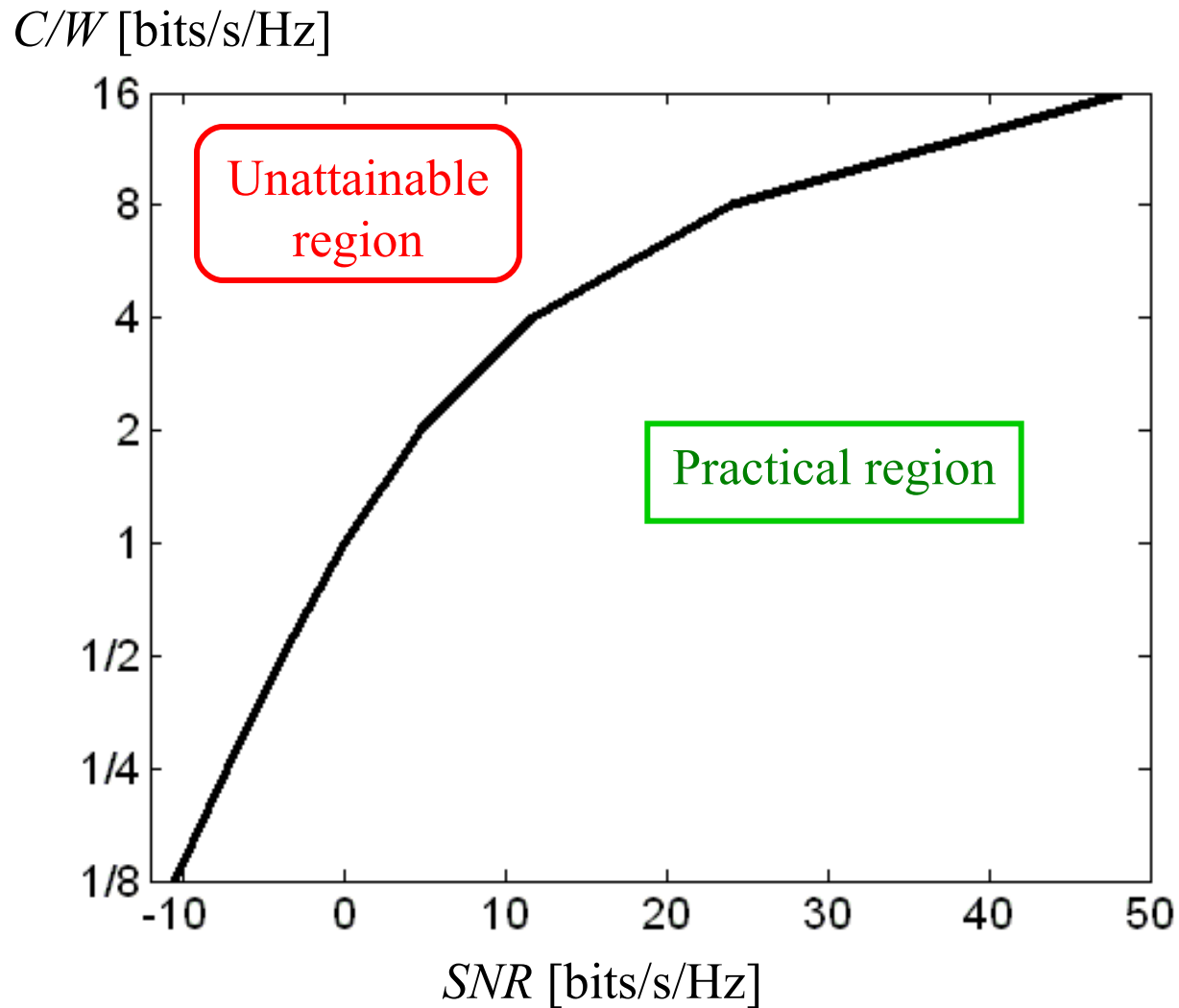
$S = E_b C$ [Watt]: Average received signal power

$N = N_0 W$ [Watt]: Average noise power

Shannon limit ...

- The Shannon theorem puts a limit on the transmission data rate, not on the error probability:
 - Theoretically possible to transmit R_b information at any rate $R_b \leq C$, with an arbitrary small error probability by using a sufficiently complicated coding scheme
 - For an information rate $R_b > C$, it is not possible to find a code that can achieve an arbitrary small error probability.

Shannon limit ...



Shannon limit ...

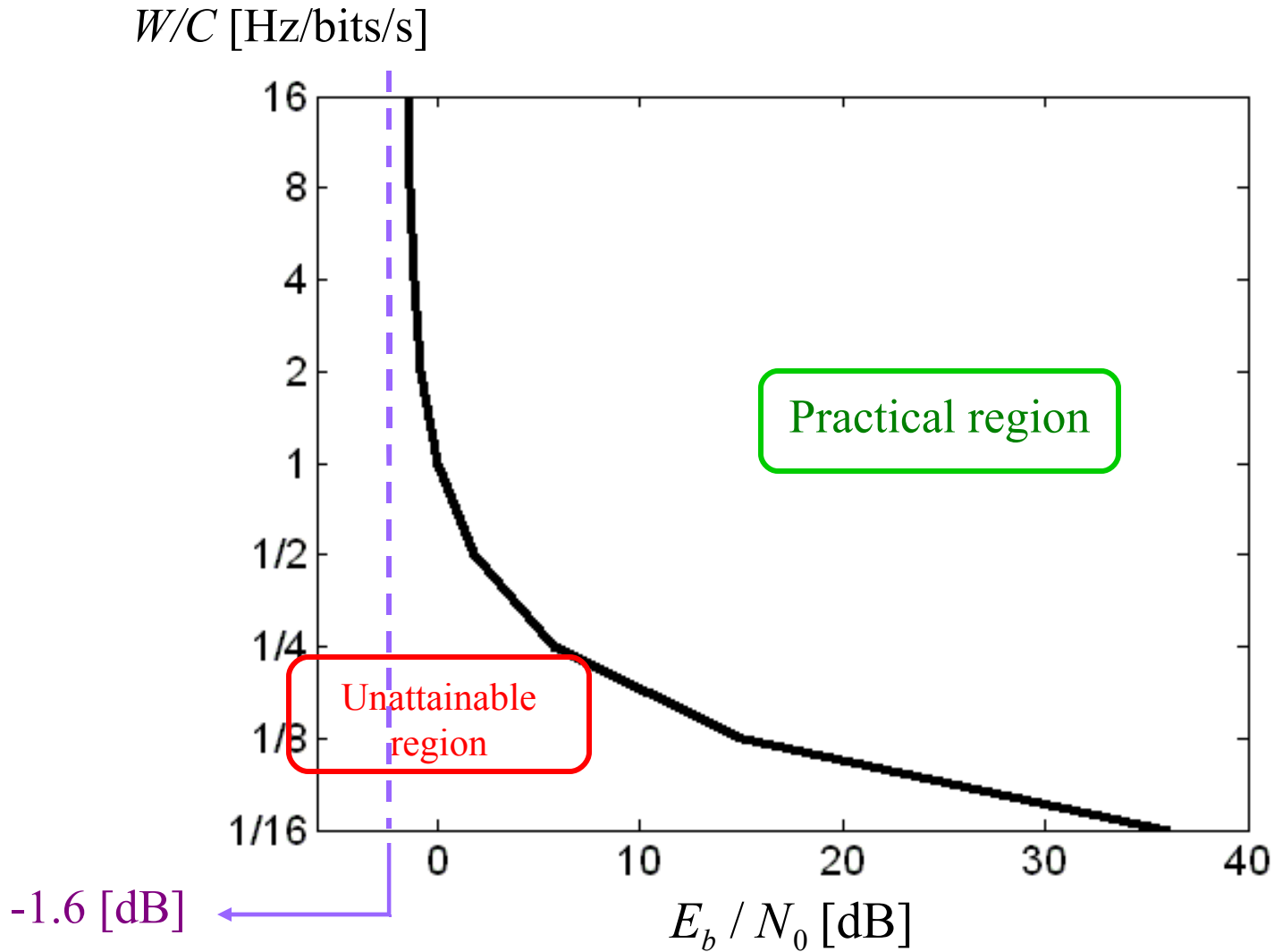
$$C = W \log_2 \left(1 + \frac{S}{N} \right)$$
$$\begin{cases} S = E_b C \\ N = N_0 W \end{cases} \quad \Rightarrow \quad \boxed{\frac{C}{W} = \log_2 \left(1 + \frac{E_b}{N_0} \frac{C}{W} \right)}$$

As $W \rightarrow \infty$ or $\frac{C}{W} \rightarrow 0$, we get:

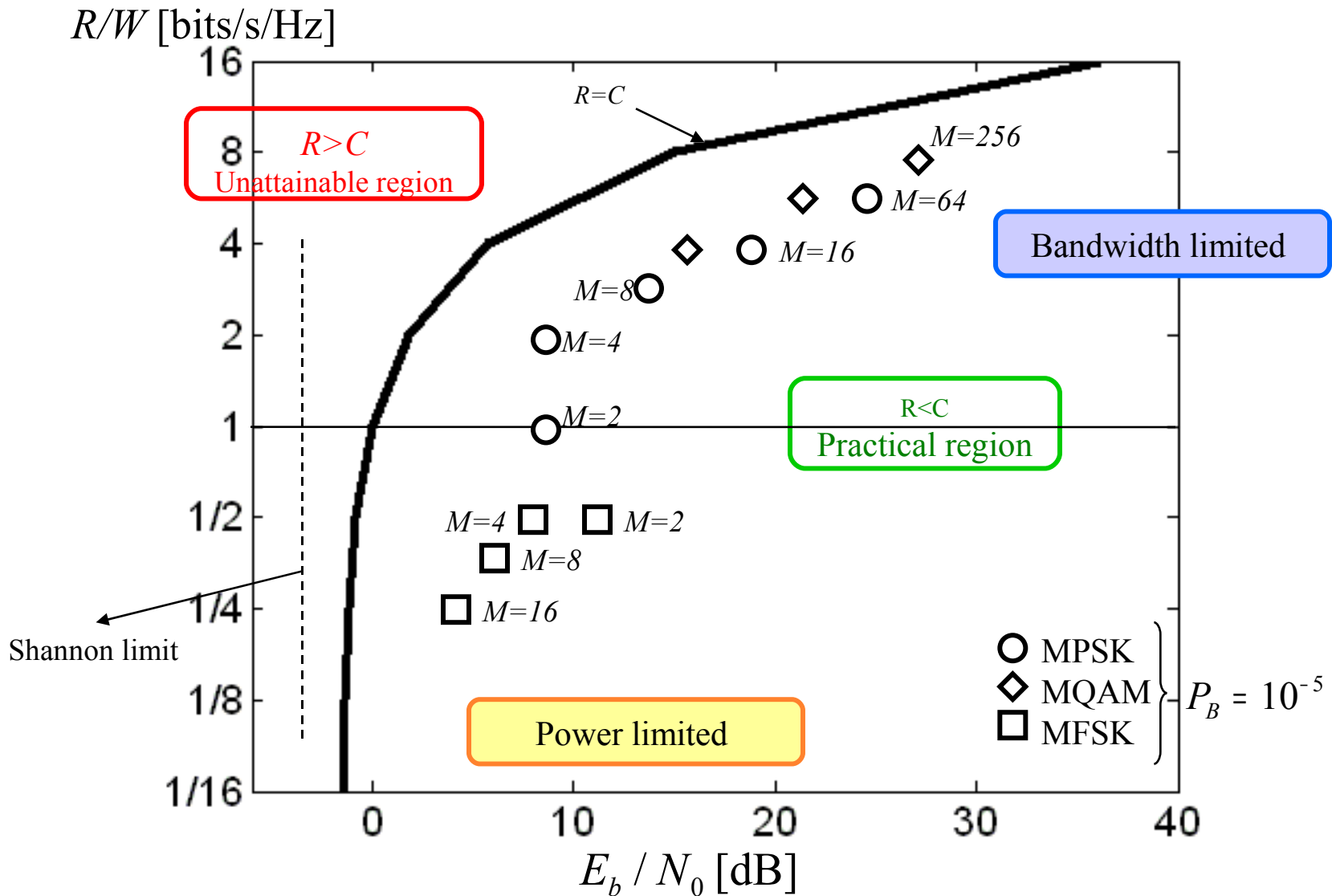
$$\frac{E_b}{N_0} \rightarrow \frac{1}{\log_2 e} = 0.693 \approx -1.6 \text{ [dB]} \quad \rightarrow \text{Shannon limit}$$

- There exists a limiting value of E_b / N_0 below which there can be no error-free communication at any information rate.
- By increasing the bandwidth alone, the capacity can not be increased to any desired value.

Shannon limit ...



Bandwidth efficiency plane



Power and bandwidth limited systems

- Two major communication resources:
 - Transmit power and channel bandwidth
- In many communication systems, one of these resources is more precious than the other. Hence, systems can be classified as:
 - **Power-limited systems:**
 - save power at the expense of bandwidth (for example by using coding schemes)
 - **Bandwidth-limited systems:**
 - save bandwidth at the expense of power (for example by using spectrally efficient modulation schemes)

M-ary signaling

- Bandwidth efficiency:

$$\frac{R_b}{W} = \frac{\log_2 M}{WT_s} = \frac{1}{WT_b} \quad [\text{bits/s/Hz}]$$

- Assuming Nyquist (ideal rectangular) filtering at baseband, the required passband bandwidth is:

$$W = 1/T_s = R_s \quad [\text{Hz}]$$

- M-PSK and M-QAM (bandwidth-limited systems)

$$R_b / W = \log_2 M \quad [\text{bits/s/Hz}]$$

- Bandwidth efficiency increases as M increases.

- MFSK (power-limited systems)

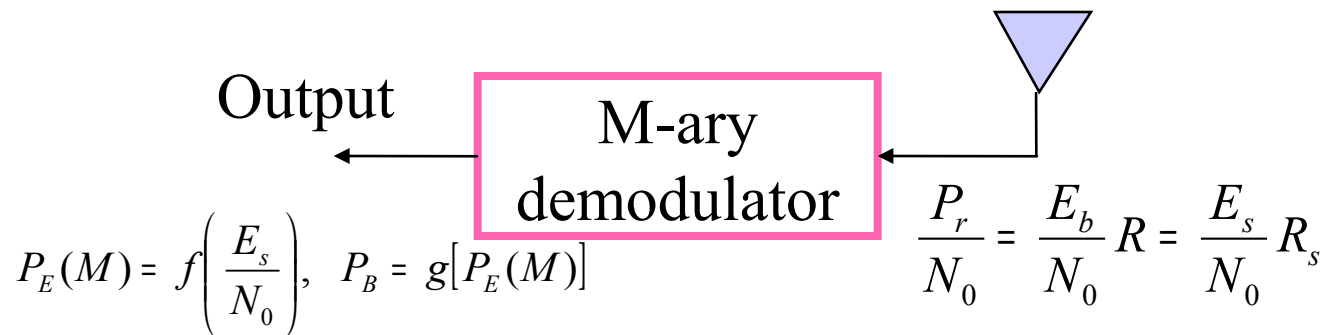
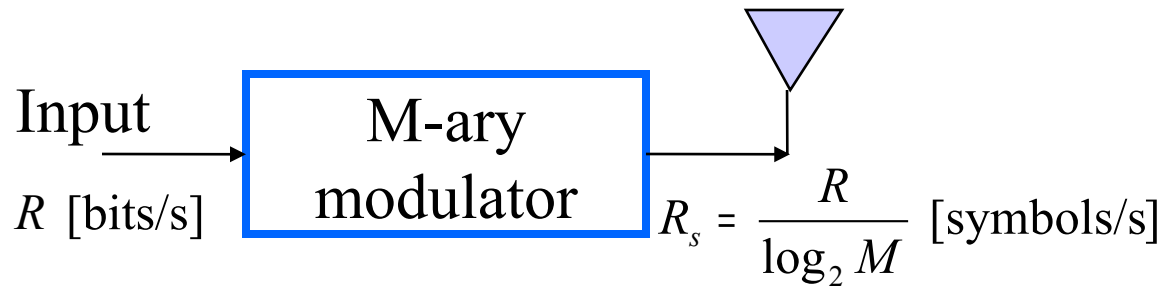
$$R_b / W = \log_2 M / M \quad [\text{bits/s/Hz}]$$

- Bandwidth efficiency decreases as M increases.

Design example of uncoded systems

■ Design goals:

1. The bit error probability at the modulator output must meet the system error requirement.
2. The transmission bandwidth must not exceed the available channel bandwidth.



Design example of uncoded systems ...

- Choose a modulation scheme that meets the following system requirements:

An AWGN channel with $W_C = 4000$ [Hz]

$$\frac{P_r}{N_0} = 53 \text{ [dB.Hz]} \quad R_b = 9600 \text{ [bits/s]} \quad P_B \leq 10^{-5}$$

→ $R_b > W_C \Rightarrow$ Band-limited channel \Rightarrow MPSK modulation

→ $M = 8 \Rightarrow R_s = R_b / \log_2 M = 9600 / 3 = 3200 \text{ [sym/s]} < W_C = 4000 \text{ [Hz]}$

→ $\frac{E_s}{N_0} = (\log_2 M) \frac{E_b}{N_0} = (\log_2 M) \frac{P_r}{N_0} \frac{1}{R_b} = 62.67$

→ $P_E(M = 8) \approx 2Q\left[\sqrt{2E_s / N_0} \sin(\pi / M)\right] = 2.2 \times 10^{-5}$

→ $P_B \approx \frac{P_E(M)}{\log_2 M} = 7.3 \times 10^{-6} < 10^{-5}$

Design example of uncoded systems ...

- Choose a modulation scheme that meets the following system requirements:

An AWGN channel with $W_C = 45$ [kHz]

$$\frac{P_r}{N_0} = 48 \text{ [dB.Hz]} \quad R_b = 9600 \text{ [bits/s]} \quad P_B \leq 10^{-5}$$

$$\Rightarrow \frac{E_b}{N_0} = \frac{P_r}{N_0} \frac{1}{R_b} = 6.61 = 8.2 \text{ [dB]}$$

$\Rightarrow R_b < W_C$ and relatively small $E_b / N_0 \Rightarrow$ power-limited channel \Rightarrow MFSK

$$\Rightarrow M = 16 \Rightarrow W = MR_s = MR_b / (\log_2 M) = 16 \times 9600 / 4 = 38.4 \text{ [ksym/s]} < W_C = 45 \text{ [kHz]}$$

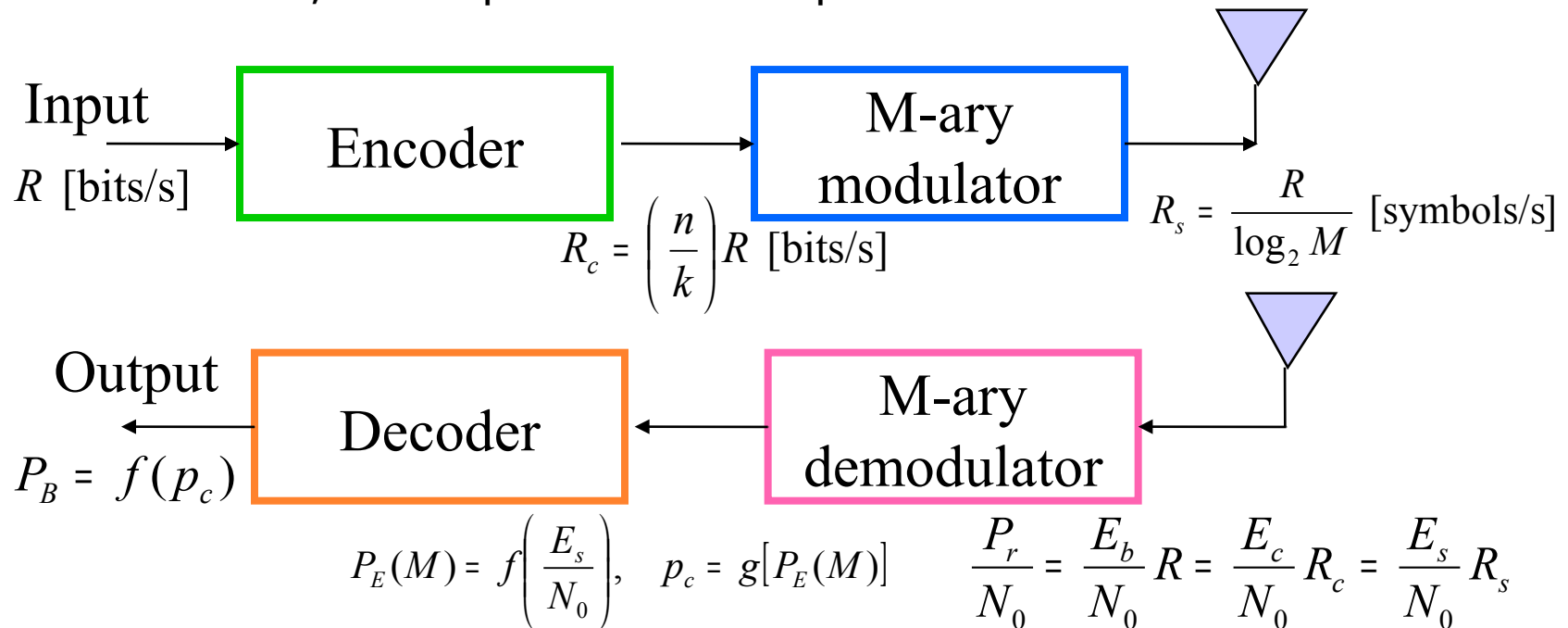
$$\Rightarrow \frac{E_s}{N_0} = (\log_2 M) \frac{E_b}{N_0} = (\log_2 M) \frac{P_r}{N_0} \frac{1}{R_b} = 26.44$$

$$\Rightarrow P_E(M = 16) \leq \frac{M - 1}{2} \exp\left(-\frac{E_s}{2N_0}\right) = 1.4 \times 10^{-5} \Rightarrow P_B \approx \frac{2^{k-1}}{2^k - 1} P_E(M) = 7.3 \times 10^{-6} < 10^{-5}$$

Design example of coded systems

■ Design goals:

1. The bit error probability at the decoder output must meet the system error requirement.
2. The rate of the code must not expand the required transmission bandwidth beyond the available channel bandwidth.
3. The code should be as simple as possible. Generally, the shorter the code, the simpler will be its implementation.



Design example of coded systems ...

- Choose a modulation/coding scheme that meets the following system requirements:

An AWGN channel with $W_C = 4000$ [Hz]

$$\frac{P_r}{N_0} = 53 \text{ [dB.Hz]} \quad R_b = 9600 \text{ [bits/s]} \quad P_B \leq 10^{-9}$$

- ➔ $R_b > W_C \Rightarrow$ Band-limited channel \Rightarrow MPSK modulation
 - ➔ $M = 8 \Rightarrow R_s = R_b / \log_2 M = 9600 / 3 = 3200 < 4000$
 - ➔ $P_B \approx \frac{P_E(M)}{\log_2 M} = 7.3 \times 10^{-6} > 10^{-9} \Rightarrow$ Not low enough : power-limited system
- The requirements are similar to the bandwidth-limited uncoded system, except that the target bit error probability is much lower.

Design example of coded systems

- Using 8-PSK, satisfies the bandwidth constraint, but not the bit error probability constraint. Much higher power is required for uncoded 8-PSK.

$$P_B \leq 10^{-9} \Rightarrow \left(\frac{E_b}{N_0} \right)_{\text{uncoded}} \geq 16 \text{ dB}$$

- The solution is to use channel coding (block codes or convolutional codes) to save the power at the expense of bandwidth while meeting the target bit error probability.

Design example of coded systems

- For simplicity, we use BCH codes.
- The required coding gain is:

$$G(\text{dB}) = \left(\frac{E_b}{N_0} \right)_{\text{uncoded}} (\text{dB}) - \left(\frac{E_c}{N_0} \right)_{\text{coded}} (\text{dB}) = 16 - 13.2 = 2.8 \text{ dB}$$

- The maximum allowed bandwidth expansion due to coding is:

$$R_s = \frac{R}{\log_2 M} = \left(\frac{n}{k} \right) \frac{R_b}{\log_2 M} \leq W_C \Rightarrow \left(\frac{n}{k} \right) \frac{9600}{3} \leq 4000 \Rightarrow \frac{n}{k} \leq 1.25$$

- The current bandwidth of uncoded 8-PSK can be expanded by still 25% to remain below the channel bandwidth.
- Among the BCH codes, we choose the one which provides the required coding gain and bandwidth expansion with minimum amount of redundancy.

Design example of coded systems ...

- Bandwidth compatible BCH codes

Coding gain in dB with MPSK

n	k	t	$P_B = 10^{-5}$	$P_B = 10^{-9}$
31	26	1	1.8	2.0
63	57	1	1.8	2.2
63	51	2	2.6	3.2
127	120	1	1.7	2.2
127	113	2	2.6	3.4
127	106	3	3.1	4.0

Design example of coded systems ...

- Examine that the combination of 8-PSK and (63,51) BCH codes meets the requirements:

$$\Rightarrow R_s = \left(\frac{n}{k} \right) \frac{R_b}{\log_2 M} = \left(\frac{63}{51} \right) \frac{9600}{3} = \underline{3953 \text{ [sym/s]} < W_C = 4000 \text{ [Hz]}}$$

$$\Rightarrow \frac{E_s}{N_0} = \frac{P_r}{N_0 R_s} = 50.47 \Rightarrow P_E(M) \approx 2Q \left[\sqrt{\frac{2E_s}{N_0}} \sin \frac{\pi}{M} \right] = 1.2 \times 10^{-4}$$

$$\Rightarrow p_c \approx \frac{P_E(M)}{\log_2 M} = \frac{1.2 \times 10^{-4}}{3} = 4 \times 10^{-5}$$

$$\Rightarrow P_B \approx \frac{1}{n} \sum_{j=t+1}^n j \binom{n}{j} p_c^j (1-p_c)^{n-j} \approx \underline{1.2 \times 10^{-10} < 10^{-9}}$$

Effects of error-correcting codes on error performance

- Error-correcting codes at fixed SNR influence the error performance in two ways:
 1. Improving effect:
 - The larger the redundancy, the greater the error-correction capability
 2. Degrading effect:
 - Energy reduction per channel symbol or coded bits for real-time applications due to faster signaling.
- The degrading effect vanishes for non-real time applications when delay is tolerable, since the channel symbol energy is not reduced.

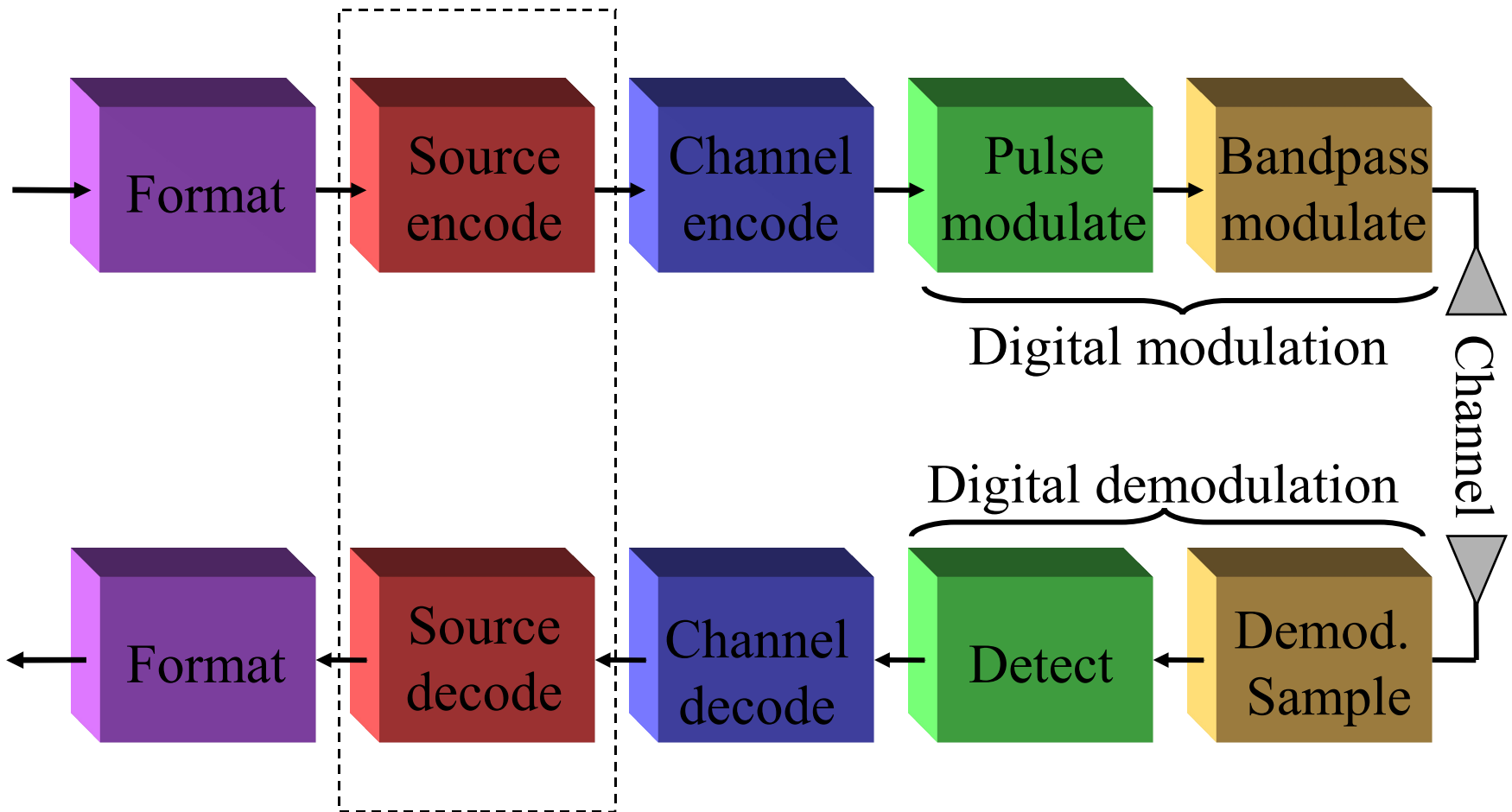
Bandwidth efficient modulation schemes

- Offset QPSK (OQPSK) and Minimum shift keying
 - Bandwidth efficient and constant envelope modulations, suitable for non-linear amplifier
- M-QAM
 - Bandwidth efficient modulation
- Trellis coded modulation (TCM)
 - Bandwidth efficient modulation which improves the performance without bandwidth expansion

Course summary

- In a big picture, we studied:
 - Fundamentals issues in designing a digital communication system (DSC)
 - Basic techniques: formatting, coding, modulation
 - Design goals:
 - Probability of error and delay constraints
 - Trade-off between parameters:
 - Bandwidth and power limited systems
 - Trading power with bandwidth and vice versa

Block diagram of a DCS



Course summary – cont'd

- In details, we studies:
 1. Basic definitions and concepts
 - Signals classification and linear systems
 - Random processes and their statistics
 - WSS, cyclostationary and ergodic processes
 - Autocorrelation and power spectral density
 - Power and energy spectral density
 - Noise in communication systems (AWGN)
 - Bandwidth of signal
 2. Formatting
 - Continuous sources
 - Nyquist sampling theorem and aliasing
 - Uniform and non-uniform quantization

Course summary – cont'd

1. Channel coding

- Linear block codes (cyclic codes and Hamming codes)
 - Encoding and decoding structure
 - Generator and parity-check matrices (or polynomials), syndrome, standard array
 - Codes properties:
 - Linear property of the code, Hamming distance, minimum distance, error-correction capability, coding gain, bandwidth expansion due to redundant bits, systematic codes

Course summary – cont'd

- Convolutional codes
 - Encoder and decoder structure
 - Encoder as a finite state machine, state diagram, trellis, transfer function
 - Minimum free distance, catastrophic codes, systematic codes
 - Maximum likelihood decoding:
 - Viterbi decoding algorithm with soft and hard decisions
 - Coding gain, Hamming distance, Euclidean distance, affects of free distance, code rate and encoder memory on the performance (probability of error and bandwidth)

Course summary – cont'd

1. Modulation

- Baseband modulation
 - Signal space, Euclidean distance
 - Orthogonal basic function
 - Matched filter to reduce ISI
 - Equalization to reduce channel induced ISI
 - Pulse shaping to reduce ISI due to filtering at the transmitter and receiver
 - Minimum Nyquist bandwidth, ideal Nyquist pulse shapes, raise cosine pulse shape

Course summary – cont'd

- Baseband detection
 - Structure of optimum receiver
 - Optimum receiver structure
 - Optimum detection (MAP)
 - Maximum likelihood detection for equally likely symbols
 - Average bit error probability
 - Union bound on error probability
 - Upper bound on error probability based on minimum distance

Course summary – cont'd

- Passband modulation
 - Modulation schemes
 - One dimensional waveforms (ASK, M-PAM)
 - Two dimensional waveforms (M-PSK, M-QAM)
 - Multidimensional waveforms (M-FSK)
 - Coherent and non-coherent detection
 - Average symbol and bit error probabilities
 - Average symbol energy, symbol rate, bandwidth
 - Comparison of modulation schemes in terms of error performance and bandwidth occupation (power and bandwidth)

Course summary – cont'd

1. Trade-off between modulation and coding
 - Channel models
 - Discrete inputs, discrete outputs
 - Memoryless channels : BSC
 - Channels with memory
 - Discrete input, continuous output
 - AWGN channels
 - Shannon limits for information transmission rate
 - Comparison between different modulation and coding schemes
 - Probability of error, required bandwidth, delay
 - Trade-offs between power and bandwidth
 - Uncoded and coded systems

Information about the exam:

- Exam date:
 - 8th of March 2008 (Saturday)
- Allowed material:
 - Any calculator (no computers)
 - Mathematics handbook
 - Swedish-English dictionary
- A list of formulae that will be available with the exam.